

Organizational Financial History

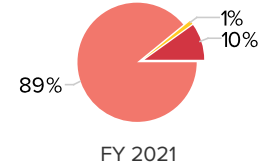
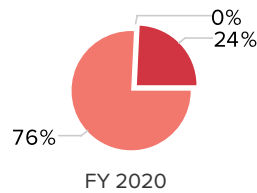
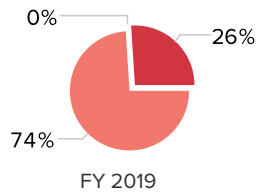
	FY 2019	FY 2020	% Change	FY 2021	% Change
Total revenue	\$511,843	\$526,568	3%	\$391,135	-26%
Total expenses	\$451,470	\$414,211	-8%	\$212,451	-49%
Change in net assets	\$60,373	\$112,357	86%	\$178,684	59%
Total net assets	\$166,446	\$278,803	68%	\$457,487	64%

Organizations with expenses under \$50,000 do not have the option to enter net assets.

Revenue & expense summary	FY 2019	FY 2020	% Change	FY 2021	% Change
Total revenue less in-kind	\$425,530	\$440,365	3%	\$366,503	-17%
Total expenses less in-kind	\$365,157	\$328,008	-10%	\$187,819	-43%

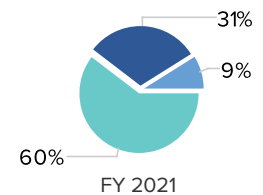
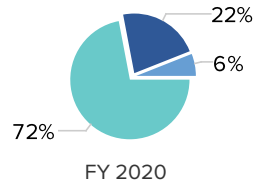
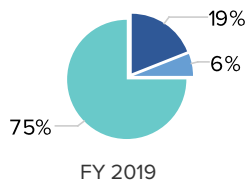
Unrestricted Operating Revenue by Source

- Earned
- Investment
- Contributed



Operating Expenses by Functional Grouping

- Program
- Management & General
- Fundraising



Lenawee Symphony Orchestra Society

Annual Report

Workforce

Number of People	FY 2019	FY 2020	% Change	FY 2021	% Change
Employees: Full-time permanent	2	2	0%	2	0%
Employees: Part-time permanent	2	2	0%	2	0%
Volunteers	47	52	11%	52	0%
Independent contractors	134	144	7%	64	-56%
Interns and apprentices	2	2	0%	0	-100%
Total positions	187	202	8%	120	-41%

Attendance

	FY 2019	FY 2020	% Change	FY 2021	% Change
Total attendance					
Paid	5,190	5,181	-0%	0	-100%
Free	1,770		-100%	10,109	n/a
Total	6,960	5,181	-26%	10,109	95%
In-person attendance					
Paid	5,190	5,181	-0%	0	-100%
Free	1,770		-100%	0	n/a
Total	6,960	5,181	-26%	0	-100%
Digital attendance					
Paid			n/a	0	n/a
Free			n/a	10,109	n/a
Total			n/a	10,109	n/a
In-person attendees 18 and under	2,099	852	-59%		-100%
Programs in schools	FY 2019	FY 2020	% Change	FY 2021	% Change
Children served in schools			n/a		n/a
Hours of instruction			n/a		n/a

Lenawee Symphony Orchestra Society

Annual Report

Program Activity

In-person activity	FY 2019		FY 2020		FY 2021	
	Distinct offerings	# of times offered	Distinct offerings	# of times offered	Distinct offerings	# of times offered
Productions (self-produced)	8	11	4	4		
Productions (presented)						
Classes/assemblies/other programs in schools						
Classes/workshops (outside of schools)	0	0	0	0	0	0
Field trips/school visits	2	4	1	2		
Guided tours						
Lectures	4	4				
Permanent exhibitions						
Temporary exhibitions						
Traveling exhibitions (hosted)						
Films screened						
Festivals/conferences	0		0		0	
Readings/workshops (developing works)						
Community programs (not included above)						
Additional programs not listed above	0	0	0	0	0	0

NOTE: Data entered prior to 2021 combines information about physical and digital programs. It has been included in the physical program lines.

Lenawee Symphony Orchestra Society

Annual Report

Program Activity

Digital activity	FY 2019			FY 2020			FY 2021		
	Distinct offerings	# times digitally offered	On-demand	Distinct offerings	# times digitally offered	On-demand	Distinct offerings	# times digitally offered	On-demand
Productions (self-produced)									29
Productions (presented)									
Classes/assemblies/other programs in schools									
Classes/workshops (outside of schools)									
Field trips/school visits									
Guided tours									
Lectures									
Permanent exhibitions									
Temporary exhibitions									
Traveling exhibitions (hosted)									
Films screened									
Broadcast productions									
Festivals/conferences									
Readings/workshops (developing works)									
Community programs (not included above)									
Additional programs not listed above									

NOTE: Data entered prior to 2021 combines information about physical and digital programs. It has been included in the physical program lines.

Digital activity financials	FY 2019		FY 2020		FY 2021	
	Total	Associated with digital program delivery	Total	Associated with digital program delivery	Total	Associated with digital program delivery
Earned revenue	\$136,002		\$108,050	\$0	\$39,592	
Contributed revenue	\$374,404		\$416,605		\$349,101	
Operating expense	\$451,470		\$414,211		\$212,451	

Lenawee Symphony Orchestra Society

Annual Report

Program Activity

	FY 2019	FY 2020	% Change	FY 2021	% Change
Fiscally sponsored projects			n/a		n/a
Amount distributed to fiscally sponsored projects			n/a		n/a
Residencies			n/a		n/a
Scholarships awarded			n/a		n/a
Amount awarded in scholarships			n/a		n/a
Other grants awarded			n/a		n/a
Amount awarded in grants			n/a		n/a
Public art installations			n/a		n/a
Works commissioned			n/a		n/a
Films produced			n/a	29	n/a
World premieres			n/a		n/a
National premieres			n/a		n/a
Local/regional premieres			n/a		n/a
Published works (physical)			n/a		n/a
Published works (digital)			n/a		n/a
Private lessons (in-person)			n/a		n/a
Private lessons (digital)			n/a		n/a
Competitions			n/a		n/a
Open rehearsals	1		-100%		n/a

NOTE: Data entered prior to 2021 combines information about physical and digital programs. It has been included in the physical program lines.